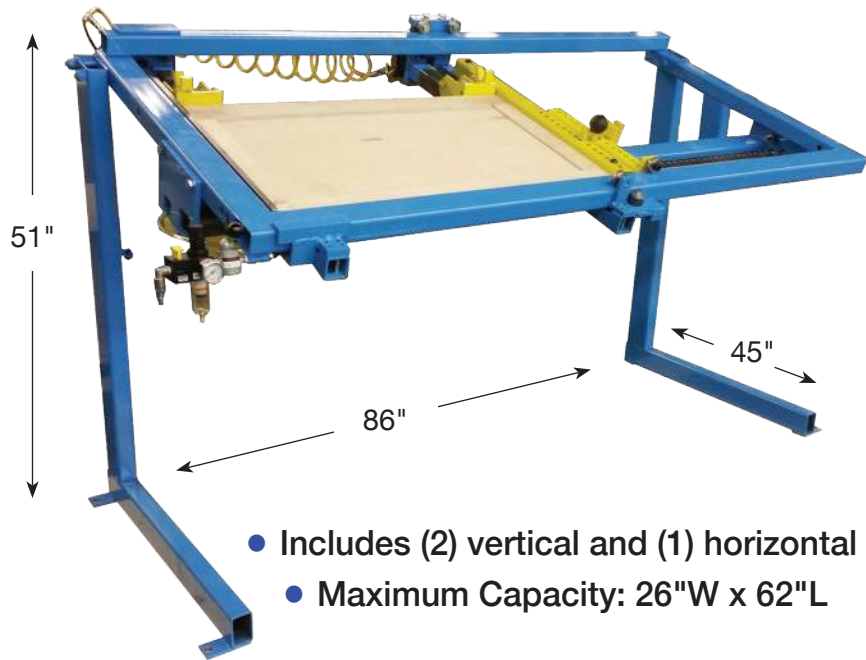




# #717A-DC Cabinet Door Clamp

## Clamp and Square 100+ Stile and Rail Cabinet Doors Per Shift with JLT




- Includes (2) vertical and (1) horizontal clamps
- Maximum Capacity: 26"W x 62"L




### Protect MDF Doors

JLT Door Clamps are designed to clamp and square MDF or HDF doors as well. The UHMW Border Kit will protect the door. *Optional accessory.*




### Guaranteed Square

Every JLT Door Clamp comes pre-squared from our factory, ensuring precision.



### Heavy Duty Construction

Designed with welded plate steel and tubing, the JLT Door Clamp will last through years of clamping and squaring doors.



### Quick Changeovers

With the JLT Trident Pin System, this intuitive feature allows for quick changeovers between door sizes for speed and efficiency.

For more information, call **845-452-3780**  
[jamestaylor.com](http://jamestaylor.com)  
[bryan@jamestaylor.com](mailto:bryan@jamestaylor.com)

Made in USA  
Poughkeepsie, NY

