


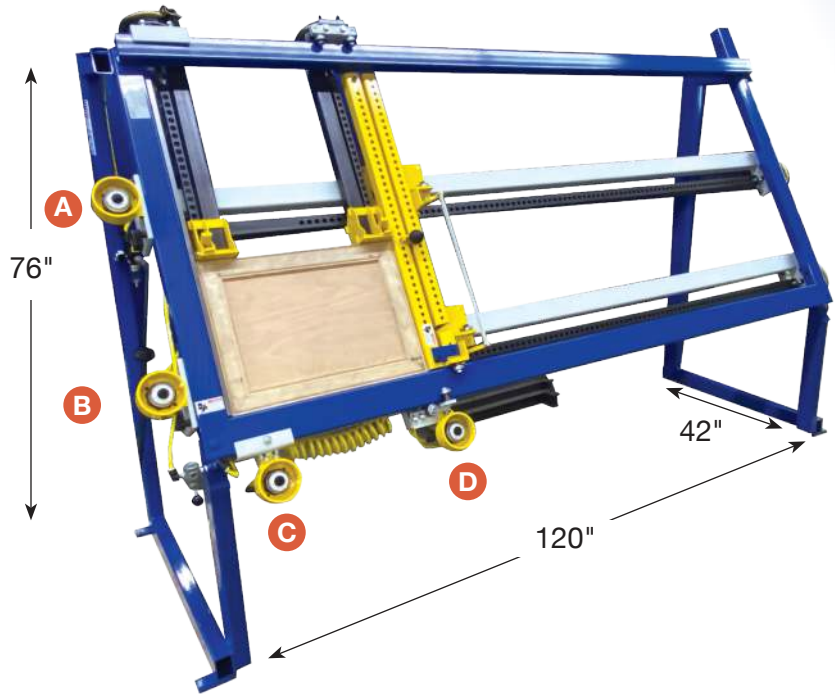


#717A-LM Miter Door Clamp

Accurately Clamp, Square and Adjust Your Miter Joints with the JLT Large Miter Double Door Clamp



- Dial Regulators “Dial” Pressure **A B C D** IN or OUT for Adjustment of Corners
- Includes (2) vertical and (2) horizontal clamps
- Maximum Capacity: 38"W x 96"L
- For use on stile and rail doors as well!




Quick Changeovers

With the JLT Trident Pin System, this intuitive feature allows for quick changeovers between door sizes for speed and efficiency.



Protect MDF Doors

JLT Door Clamps are designed to clamp and square MDF or HDF doors as well. The UHMW Border Kit will protect the door. *Optional accessory.*



Accurate Corner Pressure Adjustment

Each clamp has a dial regulator and a heavy-duty jaw that brings pressure directly to the corners of your doors. This allows for the precise adjustment of tricky miter joints.

For more information, call **845-452-3780**
jamestaylor.com
bryan@jamestaylor.com

Made in USA
Poughkeepsie, NY

