

The process  
starts here.  
Precisely profiled.  
Four-sided solution.

M-200 Planing and Moulding Machine



## Prepared for the future

The M-200 is the perfect entry into solid wood processing. This moulder is an efficient entry-level machine that combines state-of-the-art technology with simple operation at the touch of a button. You get maximum workpiece quality, and this machine is well equipped for versatile tasks.



### HIGHLIGHTS

- Flexibility thanks to variable feed and variable spindle speed
- Quick set-up with proLock spindle clamping system
- High precision due to cast iron frame
- Ideal power transmission, each spindle is driven by its own motor




**Ergonomic remote control** for quick and automatic adjustment of selected spindles



Classic and convenient operation with push buttons



**Workpieces** from 300 mm length onwards



**Axial adjustment** range up to 75 mm

## From four-sided planing to complete profile processing

The workpiece is guided by linear ruler through the machine and held in place by pressure rollers. Through diverse tools, our clients have the ability to even profile or saw the workpiece during the moulding process.

**5 SPINDLES** | Ideal for small shops



**6 SPINDLES** | Ideal for window, door and plinth manufacturing



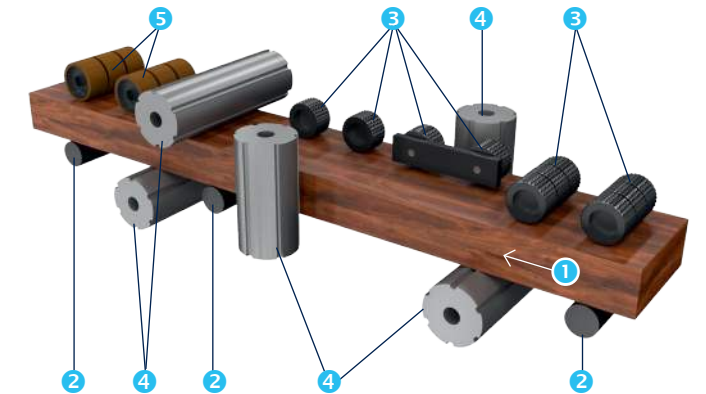
**6 SPINDLES** | Ideal for window, door and plinth manufacturing



**7 SPINDLES** | Ideal for window, door and plinth manufacturing with extended portfolio



**8 SPINDLES** | Ideal for window, door and plinth manufacturing with extended portfolio



- 1 Throughfeed direction
- 2 Driven rollers
- 3 Power driven top pressure steel rollers
- 4 Spindle with planer head
- 5 Top pressure rubber rollers

**5-8**  
spindles with variable feed speed.

**6,000**  
standard rpm spindle speed.

**4,000-8,000**  
rpm options available.


**300**  
mm length workpieces possible.



## Features



**Harden Chromed Feeding Table** for long lasting service life



**Pneumatic Adjustable Top Feed Rollers** for optimum contact pressure for different profiles and types of wood (left activated, right deactivated feed rollers)



**Quick and Easy Tool Change** with proven proLock tool clamping system



**Review Radial Position of Tools** via analogue display



**Top Pressure Rubber Rollers** for sensitive surfaces after processing (Shore hardness: 80)




**Linear Guide** for precise adjustment of the top spindles and optimal work piece quality




**Accessible Central Lubrication** at machine front



## Universal Spindle Options




On each normal spindle configuration there's the possibility to add a universal spindle at the end. This spindle is 360° moveable and offers the possibility to be always on the right place, where you need it the most. If you need frequent changes to multiple spindle configurations, this is the best option for you.



**Inclined Spindle + Cutter Head**



**Inclined Spindle + Saw**



**Usage as Top Spindle**

## Additional Options



**Grooved Machine Table** - Before the first bottom spindle, a special profile cutter head moulds grooves into the workpiece. A grooved bed may be the best solution to keep the work pieces from moving side to side. Thus, providing a very accurate finished product as required in wood component and furniture part processing. On the last bottom spindle the grooves in the workpiece get planed away. The grooved machine table can be used for short or curved pieces.



**Telescopic Feed Roller opposite the left spindle** - Depending on the requirements to move the position of the feed rollers. If there is a high variance of profiles or workpiece widths, this option provides a fast and efficient solution.



**Rubber Rollers in the infeed area** - Smooth feed rollers prevent pressure points on workpieces and ensure gentle processing of material. This is important when little or no material is planed off the top spindle and the classic feed rollers would leave pressure marks due to their corrugation.



**Air Cushion Table** - An air cushion is created between the workpiece and the machine table to ensure smooth transport of wet or resinous workpieces.



## TECHNICAL DATA

Model		5 spindles	6 spindles	7 spindles	8 spindles
Workpiece length min. (one and one piece)	mm	300			
Workpiece length min. (one piece)	mm	800			
Workpiece width	mm	10 – 250			
Workpiece thickness	mm	10 – 160   5 – 160			
Spindle speed 1st spindle	1/min	6.000   4.000 – 8.000			
Spindle speed from 2nd spindle	1/min	6.000   4.000 – 8.000			
Spindle diameter	mm / inch	40 mm   50 mm   1-1/2 inch   1-13/16 inch			
Spindle motor power	kW	5.5   7.5   11   15   18.5			
Radial spindle positioning		Analogue display			
Axial spindle positioning		Analogue display			
Axial adjustment range					
horizontal spindles	mm	20   40			
vertical spindles	mm	60			
with tool diameter 130 mm	mm	75			
Feed speed	m/min	6 – 24   6 – 40			
Feed motor power	kW	4   5   7.5			
Feeding table length	m	1.1   2   2.5   3			
Table design		Smooth table   Air cushion table   Grooved table			
Option packages		Window package   Saw package   Universal spindle			
Air pressure	bar	6			
Compressed air connection	inch	R 1/2			
Suction connection	mm	5x125	6x125	7x125	8x125
Suction (average)	m³/h	3,900	4,680	5,460	6,240
Suction (max.)	m³/h	6,625	7,950	9,275	10,600
Machine weight	kg	4,600	5,100	6,500	7,300
Machine dimensions					
L    Length	mm	3,950	4,500	5,385	5,550
W    Width	mm	1,900	1,900	1,900	1,900
H    Height	mm	2,145	2,145	2,145	2,145



## Life Cycle Services

Optimal service and individual consultations are included in the purchase of our machines. We support you with service innovations and products which are especially tailored to your requirements. With short response times and fast customer solutions we guarantee consistently high availability and economic production – over the entire life cycle of your machine.



### DIGITAL SOLUTIONS

Stiles digital solutions ensure your technology is working together to achieve maximum efficiency and productivity. By integrating entire operations, from the office to the plant floor, Stiles helps manufacturers work smarter, not harder.



### TRUSTED SERVICE

With five regional service centers and the nation's largest team of Field Service Technicians, Stiles is uniquely equipped to help manufacturers across North America keep their investments operating to their full potential.



### THE RIGHT PART, RIGHT AWAY

Stiles' mission is to increase customer success. One way they achieve this is through a vast inventory of over 400,000 ready-to-ship parts. With 95% of orders shipped the same day, manufacturers can rest assured that Stiles will get them back up and running in no time.



### 24-HOUR TECHNICAL SUPPORT

Stiles 24-hour technical support call center ensures that manufacturing professionals are connected to a live support specialist who can instantly access detailed data, perform remote diagnostics and recommend the right solution, right away.



### WORKFORCE DEVELOPMENT

Stiles University is the industry's only nationally accredited training curriculum. With over 48 courses to choose from, Stiles University provides comprehensive hands-on technology and machine application training to equip manufacturers with the skills and knowledge they need to thrive.


**24**-hour Technical Support

**175** Field Service Technicians

**400,000** Ready-to-Ship Parts

**48** Stiles University Courses

**Solutions.**  
**Built around you.**



**Stiles Machinery**  
3965 44th St. SE  
Grand Rapids, MI 49512  
p: 616.698.7500  
stilesmachinery.com