

SAWTEQ

S-100

Performance tailored to your needs.
Our panel dividing saw





The SAWTEQ S-100 panel dividing saw – precision at an unrivaled price

The smallest HOMAG panel dividing saw, the SAWTEQ S-100, doesn't cost much more than a well-equipped sliding table saw but provides a much more precise, efficient and fast cutting process. This is ensured by proven technologies as well as a saw concept that is consistently aligned with trade practice. In short: The SAWTEQ S-100 makes moving up into the world of precision production easy by giving you exactly the right saw.

YOUR SOLUTION

MORE AT HOMAG.COM



SAWTEQ S-100

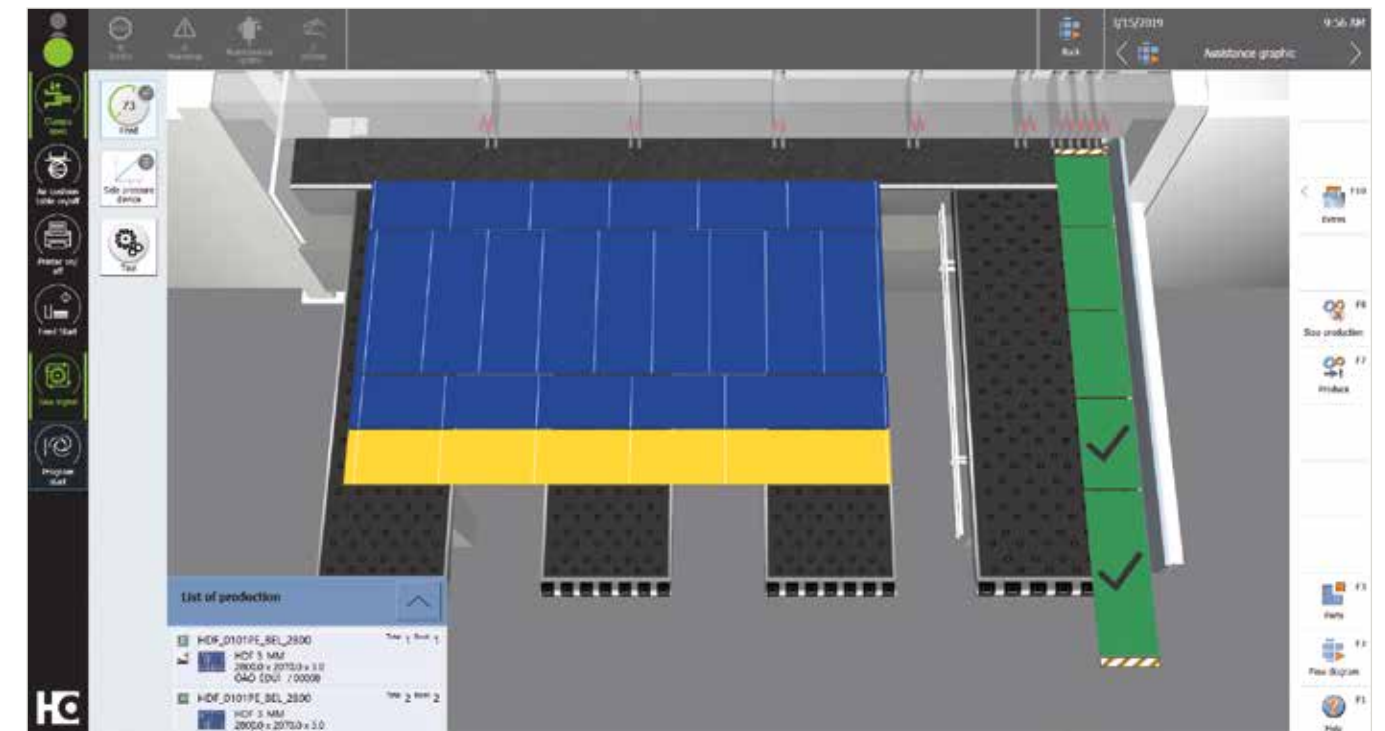
CONTENTS

- 04 Software
- 10 SAWTEQ S-100
- 12 Standard features
- 16 Optional features
- 21 Technical data
- 22 Service



CADmatic 5 – intuitive to operate and open for digital networking

CADmatic 5 is the state-of-the-art, high-performance saw control system from HOMAG. It offers a wide range of functions and is easy to use thanks to the intuitive operating concept and clear management functions. What's more, CADmatic 5 is open for communication with other machines and software solutions.



CADmatic 5 – the change in perspective

The latest generation of the HOMAG saw control system has a 3D assistance graphic that clearly shows the machine operator all the steps in order. It is intuitive to operate, which shortens the training time and reduces errors to a minimum.

Highlights:

- Simple, intuitive and ergonomic machine operation thanks to the 3D assistance graphic
- The result: seamless processes and a steady output
- 24" swiveling full-HD multi-touch display in widescreen format is easy to use by swiping, scrolling and zooming
- Standardized operating concept thanks to the powerTouch user interface
- All HOMAG saws with CADmatic 5 are automatically tapio-ready

Find out more in the "CADmatic" brochure.

What's the difference? The software!

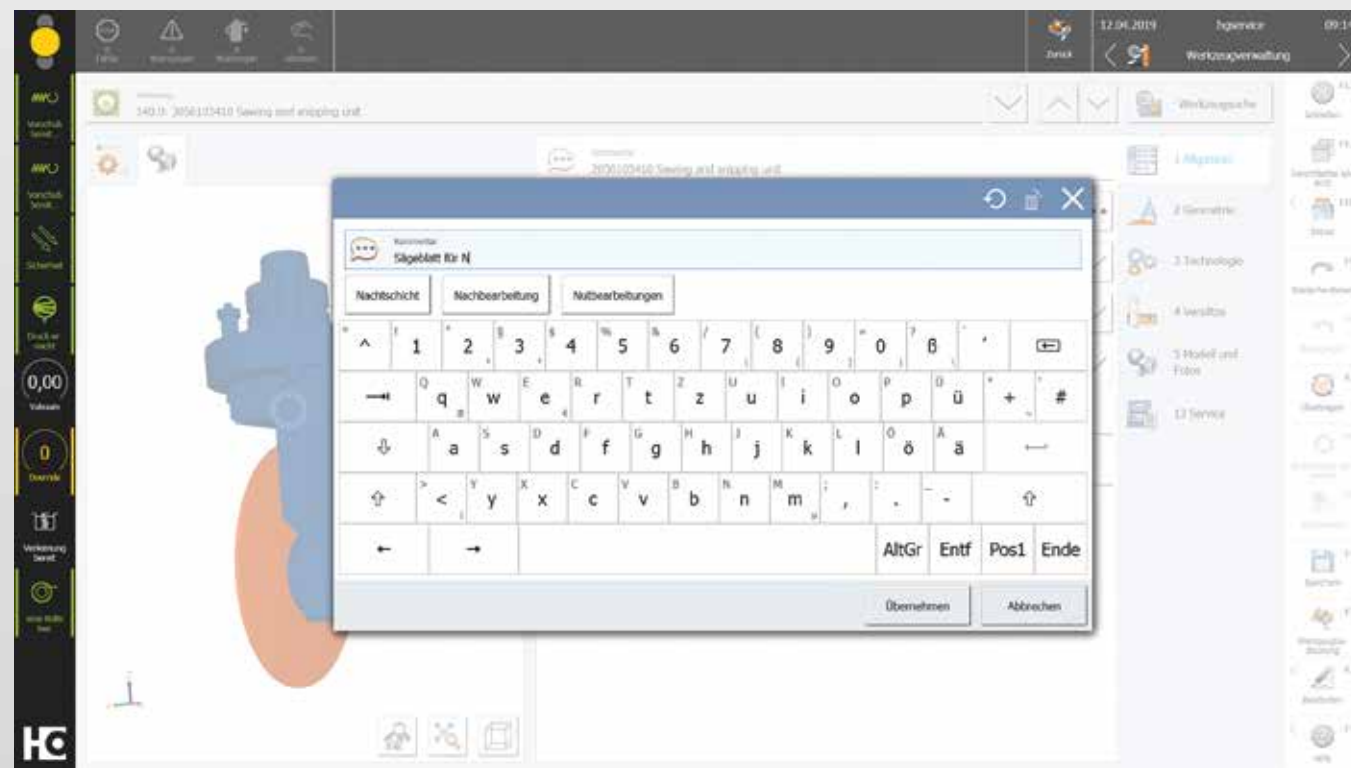
It efficiently integrates the machine into the production process. This results in seamless, intelligently networked processes from start to finish. In short: The right software unlocks new value-added potential. That is what makes it so important.

The next generation of powerTouch: **powerTouch2**

Faster, clearer, easier to use: Enjoy the benefits of our further improved powerTouch user interface. We have optimized our standardized operating concept further and adapted it to our customers' needs. You can now control your HOMAG machines even faster and more intuitively. The new, modern design is clearly structured. The innovative touch operation is designed to enable you to achieve the desired result easily and conveniently.

With the new generation of powerTouch, you can enter information on the machine even faster. Time savings of up to 30% can be achieved compared to the previous version. This is possible thanks to new features, such as auto-complete, a pop-up keyboard that can be kept open, and Windows-like functions, such as the selection of common actions directly via the start button.

Our successful powerTouch philosophy—**simple, standardized, ergonomic, evolutionary**—continuously developed



1 The powerTouch2 screen is clearly laid out and logically structured. You can see all the key information at a glance, but you still have all the details.

3 Functional pop-up keyboard that can be kept open, including auto-complete for faster input (when you enter the first few letters, frequently used applications are suggested and you can select them directly).

2 We have also improved the traffic light dialog again. You can now directly influence the machine's production readiness by selecting actions via the traffic light icon.

4 Enhanced "Start" menu that displays additional information (e.g. indicates how many messages there are, or has status bars that show how far the application has progressed) and allows actions to be called up directly (e.g. confirm actions without having to go to the application).

Apps and digital assistants.

Quick and easy support in the machine environment.

Some people still use pen and paper to create their cutting patterns. But they look at their smartphone if they want to know what the weather is like — instead of looking out of the window. We asked ourselves: Why not combine the best of both? Our apps and digital solutions make your everyday work easier: machines, material, tools, cutting patterns, components — you always have everything in your pocket or on your desk.



More information at digital.homag.com

WE HAVE DEVELOPED POWERFUL AND SMART SOLUTIONS FOR YOU:

- ✓ Always low investment
- ✓ Always up to date (no updates necessary)
- ✓ Always easy to use (no complex software)
- ✓ Always helpful

HC CREATE DATA

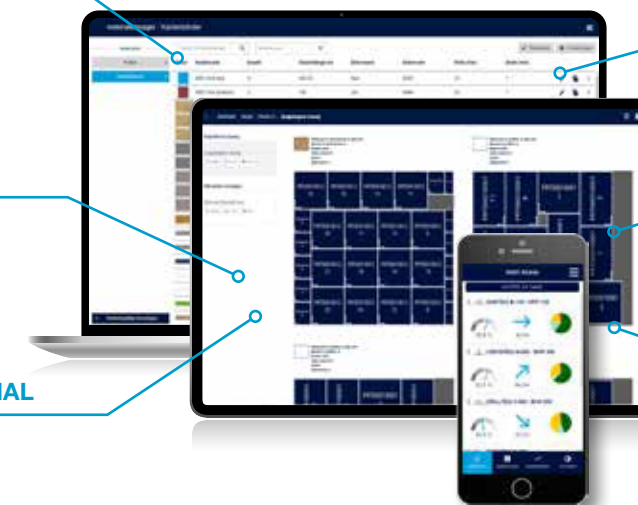
ORGANIZE **HC**

HC USE SUPPORT

OPTIMIZE CUTTING **HC**


HC MANAGE MATERIAL

OPTIMIZE NESTING **HC**



Optional feature: innovative operator guidance with IntelliGuide Classic

The innovative IntelliGuide operator assistance system is now available for the SAWTEQ S-100. The Classic version features an LED strip at the cutting line which guides the operator by means of light signals.



IntelliGuide Classic at a glance

- Colored LED signals at the cutting line allow intuitive operation and a quicker, safer way of working
- Using the colored LED elements, machine operators can immediately see if a part has been fully processed, needs to be cut again or needs to be disposed of as a waste part
- On the basis of the LEDs that light up, the operator can determine whether the workpiece being processed meets the required specifications

Would you like more information? Find out more in the “IntelliGuide” brochure.

Benefits of IntelliGuide Classic

- Quick and easy processes: Operator and saw work in tandem and do not slow each other down
- The machine is intuitive to operate thanks to colored LED signals: The operator rarely has to look at the monitor, allowing them to concentrate fully on processing the cutting pattern
- Smooth, ergonomic and safe processes for efficient working
- Easy to change operator at any time



CADmatic 5 Classic destacking module

Which component goes where? The integrated destacking display of the Classic destacking module provides the answer to this question. The individual parts are color-coded both in the cutting pattern and in the assistance graphic. This means that the machine operator can clearly see which of the parts already produced have been allocated to which destacking stations.

Optional feature: increasing productivity with the appropriate cutting optimization software

Production time, material yield, parts handling and logistics: efficient cutting with seamless processes requires intelligently optimized cutting patterns. For HOMAG saws, the appropriate optimization solution is available on demand – from large to small, as permanently installed software or directly from the tapio cloud. You have the choice because the SAWTEQ S-100 is – like all HOMAG saws – tapio-ready.



IntelliDivide – the easy way to achieve first-class optimization results

Simply upload the parts list. Done! The result? A choice of several alternatives for cutting patterns and entire runs. That's how easy IntelliDivide makes it.

In detail: IntelliDivide cloud-based optimization software utilizes significantly higher computing capacities than are available for locally installed optimization software and can therefore swiftly provide the user with several alternative optimization results.

This means that with IntelliDivide, the operator can choose from a variety of options, including a result based purely on reducing waste, on the shortest machine runtime or on the simplest handling, perfectly adapted to the relevant requirements.

Applications are varied and are geared toward both woodworking shops and industry.



Cut Rite cutting optimization software

Efficiency through planning: This short phrase sums up the key benefits of Cut Rite software. With this world-leading software solution, you can optimize waste and systematically lower the overall costs for cutting.

Highlights

- Seamless, precise and highly efficient processes ensure optimized project control
- Efficient cutting processes which can be individually adapted to your production processes by means of parameter settings
- Full cost control within the cutting process: material costs and processing time are calculated automatically when the quotation is prepared
- Faster calculations by using all the processors in the PC
- Simple handling: clearly structured, easy to operate and graphic display

Find out more in the “Cut Rite” brochure.

Small but powerful – the SAWTEQ S-100

Compact size, sturdy design and equipped with proven HOMAG technologies. In short: the SAWTEQ S-100 is a panel dividing saw that ideally meets the requirements of ambitious woodworking shops.



The highlights

- Cutting length 3200 mm or 3800 mm
- 65 mm saw blade projection
- HOMAG CADmatic 5 control software
- Includes protective equipment





Standard features

The motto of the SAWTEQ S-100 is “buy, connect, and experience precision.” As standard, HOMAG equips the panel dividing saw with everything you need for high-precision cutting of single panels and small series. This saves you having to evaluate various technical solutions and you can start using your new HOMAG machine straight away. It doesn't get easier than this.

ecoPlus – because efficiency starts with the use of resources

Energy, time, material and personnel are all precious resources. Conserving them increases productivity and saves costs. ecoPlus technologies from HOMAG help you to achieve this, providing countless innovations that save energy and reduce your operating costs. What's more, ecoPlus reduces CO₂ emissions and protects the environment. A worthwhile investment twice over.

ECOPLUS TECHNOLOGIES FOR MAXIMUM ENERGY SAVINGS

- The standby button – a standard feature – puts the saw in an energy-saving standby mode at the touch of a button
- SAWTEQ S-100 with IE3 motors
- Variable speed control by means of a modern bypass circuit for all models with frequency-controlled main saw motor
- The geometry of the saw carriage enables highly efficient dust extraction
- All models are equipped with an energy monitor for monitoring consumption
- Less energy required thanks to optimized suction device



- Thin-cutting saw blades can be used on request, ensuring reduced waste and providing other benefits
- Many innovations for improved ergonomics and seamless production processes

Optimum performance is the result of numerous high-tech solutions

Speed, quality and precision during the cutting process can only be achieved if panel materials are moved quickly, gently and with a high level of accuracy. On the SAWTEQ S-100, this is ensured by numerous technologies in the standard features that smoothly interact with one another – from the program fence and pressure beam to the clamps and patented side pressure device.



HOMAG patent: central side pressure device

- Integrated directly into the saw carriage. This reduces cycle times by up to 25% compared to conventional systems
- The contact pressure is infinitely variable – ideal for thin panels, laminates or sensitive materials


Saw carriage

The saw carriage is a robust steel construction with a main and a scoring saw as well as a central side pressure device.

- Maintenance-friendly: one motor for the main and scoring saw
- Innovative system for raising and lowering the main and scoring saw blades
- Infinitely variable feed speed
- Highly precise and quiet
- Saw carriage speed up to 60 m/min
- Fast saw blade change thanks to Power-Loc

Power-Loc

This quick-release system is very easy to use and speeds up blade changes on both the main and scoring saw.



Program fence for precision and dimensional accuracy

The compact, electronically controlled program fence with clamps and accurate guiding system has an electromagnetic measuring system that ensures positioning accuracy of +/- 0.2 mm per meter. Even minimal trim cuts and dust cuts are possible. The measuring system is entirely wear- and maintenance-free.

Sturdy pressure beam for first-class cutting quality

The large pressure zone directly at the cutting line reduces vibrations to a minimum, resulting in precise cuts, even when cutting books.



Clamps for perfection down to the last detail

The robust clamps position the material gently and precisely at the cutting line.




Additional start/stop button

A very practical and ergonomic solution – especially when cutting long strips or large panels that make access to the control panel difficult.

module45 – giving your saw the scope to produce bevel cuts

With module45, you can now produce all cuts, including bevels, using just one saw. Work efficiently and flexibly without changing station, at infinitely variable angles ranging from 0 to 46 degrees.



The technology

- module45 consists of a stationary saw carriage with a swiveling saw blade that enables infinitely variable adjustment from angles of 0 to 46 degrees
- When viewed from the front, the unit is integrated into the air cushion table on the far left
- The table plate can be opened, allowing easy access to the saw carriage for changing saw blades
- Other features include dedicated contact pressure and suction systems, plus a fold-down right-angled fence for maximum operating flexibility at the front of the saw

Incorporate bevels into cutting patterns

Now you can also incorporate bevel cuts into your cutting patterns, either using the Cut Rite optimization software when preparing work in the office, or when inputting the patterns directly in CADmatic. Parts to be processed with module45 are then cut (oversize) and the operator only needs to set the angle of the bevel on module45 and start the cutting process.

The benefits of module45

- You no longer need a sliding table saw for bevel cuts
- Increased energy efficiency since two machines have been combined into one
- Easy single-person operation
- Less waste and higher quality thanks to less transport damage as the material remains on the one machine
- Improved ergonomics and safety compared to circular saws
- Retrofit possible at any time on request

Optional features

Businesses aiming for growth and dynamic development are optimally equipped with the SAWTEQ S-100. Even the smallest HOMAG saw can be easily and flexibly expanded as required.

[MORE AT HOMAG.COM](https://www.homag.com)



module45

Even more options

Regardless of whether you're looking for hardware or software, you can always get more — because at HOMAG, you have access to practical, needs-based additional technologies.



Gentle material handling

Additional rollers on the edge of the air cushion table ensure particularly gentle positioning of material and greater operating comfort.

Air cushion tables

Instead of the standard 500 mm air cushion table width, widths of 650 mm or 800 mm are also available.

Additional clamps

For a better grip. So that your saw can securely clamp even big, thin or smooth panels.

Increased power for the main saw

The SAWTEQ S-100 can be optionally fitted with a more powerful main saw motor – 7.5 kW power or 9.2 kW instead of 5.5 kW.



Start/stop bar on first air cushion table

- For convenient program start independent of the control panel
- The start/stop bar is particularly suitable for handling large panels or strips
- Replaces the start/stop button at the end of the first air cushion table



Easy2Feed for saws with a cutting length of 3800 mm

Easy2Feed promises automatic feeding at a low price. This optional feature saves time and space, is very ergonomic and can be retrofitted. The core element is a compact scissor lift table, which can be conveniently loaded by forklift truck.

- Panels with a thickness greater than 9.5 mm can be fed
- Maximum panel size: 3100 x 2200 mm
- Stack height: 460 mm
- Lifting table in pit on request
- For material that can be push-fed
- Feed roller conveyor on the side available as an option



MORE AT HOMAG.COM



Trim stops

Manual trim stops

With these, your saw can also master material with overhanging covering layers. The trim stops are integrated into the clamps and are simply flipped forward when required.

- Gentle handling of sensitive materials with overhanging covering layers
- Precise positioning



Stress elimination cut

Stresses in the material are released when the material is cut and can influence the quality of dimensions and cuts. The HOMAG stress elimination cut option can solve this problem. Systematic preliminary cuts can be defined during optimization and release the tension in the material.




Classic label printer

The Classic label printer provides an introduction to part identification. Provide all process-relevant information for the subsequent work steps.




Advanced label printer for superb results

The label printer from HOMAG allows you to print customized labels directly at the saw and design them to include bar codes, text and graphics if required. If you also use our Cut Rite optimization software, the material goes directly to the next process step with printed instructions. In this way, you can integrate the saw perfectly into your production flow.



Manual angle cut

The angle cut device allows you to control angle cuts using the CADmatic control software.




Cutting and grooving

Grooving on the panel dividing saw saves time.

Power Concept Classic — for even greater performance and material throughput

The innovative Power Concept is now available for the SAWTEQ S-100. At the heart of this technology is a clamp that can be moved separately. Using this clamp, two strips with different cross cut divisions can be cut to length together.



Power Concept Classic

- An additional clamp operates independently on the program fence and moves in front of the program fence if necessary
- An algorithm adapted to the Power Concept Classic sorts the strips directly at the saw. This is based on existing optimization data for the shortest machining times
- Good to know: If you choose Power Concept Classic, you will automatically receive the first air cushion table in a wider version. In addition, the saw is equipped with another start/stop button on the second air cushion table.

Power Concept Classic can be retrofitted easily at any time for machines manufactured in July 2021.

Our recommendation: Power Concept Classic in combination with IntelliGuide Classic


The innovative assistance system supports the machine operator with the help of LED light signals at the cutting line during safe, simple and fast processing of the increased material throughput.

POWER CONCEPT CLASSIC

Up to **30%** more output

 Lower costs per cut

 Significantly improved material flow

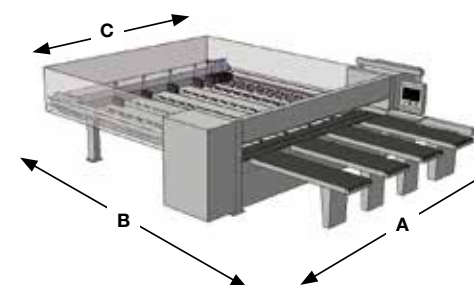
 High material throughput to easily handle peaks in production

TECHNICAL DATA*	
Model	SAWTEQ S-100
Saw blade projection (mm)	65
Cutting length (mm)	3200/3800
Program fence speed (m/min)	Up to 60**
Saw carriage speed (m/min)	Up to 60
Main saw motor (kW)	5.5 (optional: 7.5/9.2)
Main saw blade (mm)	310 x 4.4 x 60
Scoring saw blade (mm)	150 x 4.45–5.25 x 45
Operating software	CADmatic 5
Monitor	24" full-HD multi-touch display
Total required air (l/min)	150
Required compressed air supply (bar)	6
Suction device (m³/h, m/sec)	2600, approx. 26

* Values relate to the standard features

** Forward 25 m/min

*** Dimension A: incl. 12 mm for suction stubs, dimension C: standard program fence width



MACHINE DIMENSIONS***			
SAWTEQ S-100	A (mm)	B (mm)	C (mm)
S-100/32/32	4957	6038	3582
S-100/38/38	5516	6638	4142

LIFE CYCLE SERVICES

Improved performance, more efficient processes, faster help, assurance of availability and smarter working

TEAM & COVERAGE

Largest global service network in the industry with over 1,350 personnel.

INSTALLATION & COMMISSIONING

For a smooth start, we only let proven experts manage your setup.

OPERATION & CONTROL

After teaching your personnel the intuitive control system, our clever apps help to make the operator's life much easier.

MAINTENANCE & SERVICING

To keep things running, we're happy to take a preventative approach. You decide how often and how intensively you want the support to be. As we all know, prevention is better than the cure.

eSHOP & ONLINE ADVANTAGE

A few clicks and it's fixed. Receive exclusive advantages by ordering spare parts online, depending on market availability. shop.homag.com

HOTLINE & READINESS

When there's an emergency, we're here. Direct by phone, digitally via app or video, or with on-site support. We are close to you with over 90 regional service organizations worldwide. With more than 35,000 spare parts immediately available, we can deliver 85% of your orders fast.

TRAINING & EDUCATION

With classroom, live online or eLearning training, we offer flexible options to help you get knowledge. We conduct over 4,000 customer training courses every year, and we even have our own training centers in 19 countries

MODERNIZATION & IMPROVEMENT

Our modernization program is tailored to your machines and processes. We can evaluate your data and situation and advise you on the next step.

ANALYSIS & SUSTAINABILITY

On request, we analyze all your processes with proven tools and procedures (LeanSixSigma). We have a large, certified team of experts for this purpose.

FINANCING & CONSULTING

We offer you tailor-made financing concepts worldwide. With more than 60 years of experience and a close partner network of prominent banks and insurance companies to help us to find the right solution for you, we're always transparent and reliable in processing.

Fast support:

94% resolution rate via our hotline

Close to you:

1,350 service experts worldwide

We get things moving:

Over 1,000 worldwide spare parts shipments each day

No one else has that:

Electronic documentation on over 150,000 machines, available in 28 languages



HOMAG Group AG

info@homag.com
www.homag.com

YOUR SOLUTION