

# **N****ORTHTECH**

---

*Machine, LLC*

## **NT -ES1648SE DRAWER BOX EDGE SANDER**



102 Walnut Street  
Borden, IN 47106  
(812) 967-7400 Fax (812) 967-7401  
[www.NorthtechMachine.com](http://www.NorthtechMachine.com) [info@NorthtechMachine.com](mailto:info@NorthtechMachine.com)

# NORTHTECH

*Machine, LLC*

## NT-ES1648SE DRAWER BOX EDGE SANDER

- 7.5HP main motor; 3PH, 230V/460V Dual Voltage
- 12mm (1/2") oscillating stroke
- Drive wheel: 7" x 17"
- Easy elevation control through manual worm gear
- Side table dimensions: 18" x 48"
- Sanding belt size: 16" x 136" (Included)
- Side table tilt: 0° - 45°
- Sanding belt speed: 970 m/min (3,200 FPM)
- Platen size: (2) 16.5" x 48"
- Dust Ports: (2) 5" requiring 681 CFM @ point of extraction
- Easy jig fences are standard for squaring accuracy and part stability
- Machine Dimensions: 73" x 35" x 53"
- Packaging Dimensions: 77" x 39" x 59"
- Net weight: 1,059 lbs
- Gross weight: 1,345 lbs
- (1) Tool box
- Warranty is one year parts
- All machines are tested stateside prior to shipment providing trouble free start up.




# Machine Features



## **BELT TENSIONER ADJUSTMENT**

- Quick and easy access to belt adjustments.
- Rollers are precision balanced for vibration free operation.



## **DUST HOODS / GUARDS**

- Northtech utilizes dual end guards for full dust control, and operator safety.



## **OSCILLATING**

- Northtech Edge Sanders employ a direct oscillation drive gear for reduced energy consumption and more dependability over pneumatic systems.



## **BASE**

- Heavy duty base is a cast constructed frame for vibration reduction and stability when working.

# Machine Features



## **BACKER**

- Full 16.5" graphite backer allows total use of sandbelt.



## **TILT**

- All Northtech side tables are tiltable from 0-45°.



## **TABLE ELEVATION**


- Table is raised and lowered individually through a synchronized dual shaft worm gear elevation system.
- 6" of elevation



## **CENTRAL STATION**

- Controls conveniently located, and equipped with operational lights.

# Machine Features



## ***Belt Tracking***

- Quick access belt tracking ergonomically located at the top of the machine.




## ***Db Rating***

- This machine has a 77 db rating when running.



## ***TOOL BOX AND MANUAL***

- Tool box including applicable tools as well as operator manual are included.



## ***OPTIONAL***

- Double sided table for an additional work cell comes with 10HP upgrade to prevent belt stalls during simultaneous sanding operations.
- Side table dimensions: (2) 18" x 48"
- Sanding belt size: 16" x 143" (Included)
- Machine / Packing Dimensions: 73" x 39" x 53" / 77" x 43" x 59"
- Net / Gross Weight: 1,103 lbs / 1,389 lbs

**NORTHTECH**  
*Machine, LLC*

[www.NorthtechMachine.com](http://www.NorthtechMachine.com)

# NORTHTECH

*Machine, LLC*



102 Walnut Street  
Borden, IN 47106  
(812) 967-7400 Fax (812) 967-7401  
[www.NorthtechMachine.com](http://www.NorthtechMachine.com) [info@NorthtechMachine.com](mailto:info@NorthtechMachine.com)