

N**ORTHTECH**

Machine, LLC

NT-16R **16" Table Saw with Right Tilt**



102 Walnut Street
Borden, IN 47106
(812) 967-7400 Fax (812) 967-7401
www.NorthtechMachine.com info@NorthtechMachine.com

NORTHTECH

Machine, LLC

NT-16R 16" Table Saw with Right Tilt

- Motor: 10HP 3PH 60HZ
- Diameter saw blade: 16"
- Max. depth of cut (at 90°): 6"
- Max. depth of cut (at 45°): 4-1/4"
- Arbor diameter: 1"
- Arbor speed: 3750RPM
- Table size: 48" x 38" precision ground cast iron
- Includes precision "T" square style fence
- 50" max rip to right of blade with magnified readout
- Table height: 34-1/4"
- Machine / Packing weight: 1,240lbs / 1,340lbs
- Machine / Packing dimensions (LxWxH): 37" x 44" x 42" / 40" x 48" x 48"
- All Northtech Tilting Arbor Saws carry full one (1) year parts warranty.
- Northtech offers a full line of dust collectors for any application.
- All machines are tested at our corporate headquarters in Indiana prior to shipment providing trouble free start up.




Machine Features




- TEFC motor rated for continuous use inside cabinet.



- Removable table plate allows for easy access for blade changes.



- Clear see through acrylic guard with separator plate included.



- Adjustable sliding "T" square travels in precision milled T-slot.
- "T" square has $\pm 45^\circ$ adjustment.

Machine Features



- Blade height through speed wheel adjustment.



- Blade tilt through speed wheel adjustment.



- Enclosed start stop controls.



- Heavy duty cast iron blade positioning system.


NORTHTECH
Machine, LLC

www.NorthtechMachine.com

Machine Features



- Cammed locking fence with magnified readout.



- High visibility tilt reference scale.



- Guard tilts with blade for added safety.

Machine Options



- Optional sliding table comes with flip stop for fast and repeatable cuts.



- Optional sliding table glides along cast iron support.

N**ORTHTECH**

Machine, LLC



(Shown with optional sliding table attachments)

