



EASY LOCK MITER MACHINE MODEL LM116

by Circle T Manufacturing




EASY Controls + EASY Setup + EASY Changes = EASY LOCK MITER JOINTS!

Committed to Care, Quality, and Service
MADE IN THE U.S.A.



Call Today
to learn more!!!

PHONE: 856-317-9030
EMAIL: info@panelwood.com
www.panelwood.com



- A and B Profiles cut with the EXCLUSIVE pneumatic Power Tilt Spindle!!!
- Massive time reductions in setup, gluing, clamping, and sanding!!!
- Upgrade to the EASY Lock Miter LMI 16!!!

- EASY "A" to "B" Profile Switch
- EASY Thickness Change .5" to 1.0"
- EASY Angle Change 30° to 90°
- NO More Downtime changing angles or thickness!
- NO More running parts on their sides!